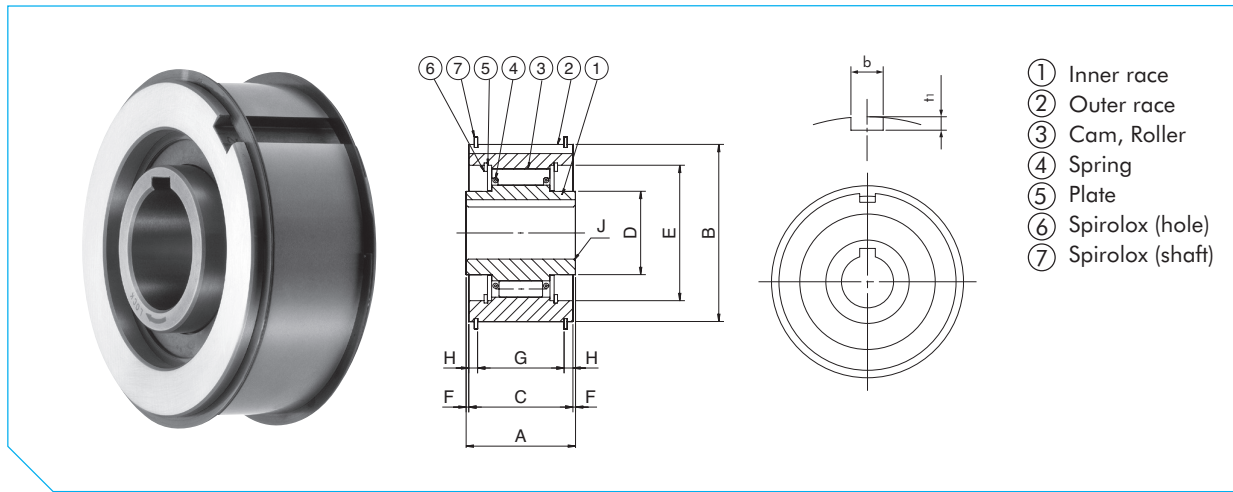


MDEU SERIES CAM CLUTCH



MDEU

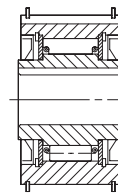
Dimensions in mm

Model	Torque Capacity Nm	Max. Overrunning Speed r/min	Max. Indexing cycle/min	Max. Radial Load When Overrunning N	Bore Size H7	Inner Race Keyway	A	B h7	C	D	E	F	G	H	J	Outer Race Keyway		Approx. Mass kg/pc
																b P10	t1	
MDEU15	70	600	100	610	15	5 x 2.3	39	55	37	25	42	1	30	3.5	0.5	5 x 3.0	0.52	
MDEU20	150	500	100	910	20	6 x 2.8	42	68	40	32	52	1	33	3.5	0.5	6 x 3.5	0.88	
MDEU25	230	450	100	1060	25	8 x 3.3	42	80	40	40	65	1	33	3.5	0.5	8 x 4.0	1.1	
MDEU30	390	400	100	1400	30	8 x 3.3	50	90	48	45	72	1	36	6.0	1.0	8 x 4.0	1.7	
MDEU35	460	350	100	1500	35	10 x 3.3	50	100	48	50	80	1	36	6.0	1.0	10 x 5.0	2.1	
MDEU40	530	350	100	1580	40	12 x 3.3	50	110	48	55	78	1	36	6.0	1.0	12 x 4.0	2.7	
MDEU45	690	300	100	1770	45	14 x 3.8	50	120	48	65	88	1	36	6.0	1.0	14 x 5.5	3.2	
MDEU50	870	300	100	1880	50	14 x 3.8	50	130	48	70	95	1	36	6.0	1.0	14 x 5.5	3.8	
MDEU55	1100	250	100	2850	55	16 x 4.3	60	140	58	80	105	1	46	6.0	1.0	16 x 6.0	5.3	
MDEU60	1500	250	100	3060	60	18 x 4.4	60	150	58	90	115	1	46	6.0	1.0	18 x 7.0	6.1	
MDEU70	1900	200	100	3470	70	20 x 4.9	60	170	58	100	125	1	46	6.0	1.0	20 x 7.5	7.9	
MDEU80	2300	200	100	3600	80	22 x 5.4	60	190	58	110	140	1	46	6.0	1.0	22 x 9.0	9.7	

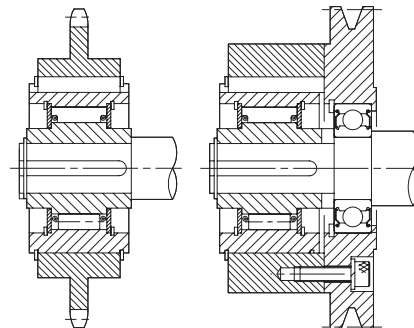
Installation and Usage

1. The tolerance of the sprocket, gear or pulley bore shall be H6 or H7. The recommendable tolerance of shaft is h6 or h7.
2. Usage of parallel keyways between outer race and sprocket, gear or pulley as well as clutch and shaft, is compulsory.
3. When installing the clutch on the shaft, apply pressure only on the inner race.
4. If thrust loads are encountered, other devices which release loads should be applied.
5. When installing a pulley where the radial load is bigger than the max. given load of the clutch, we recommend the use of lateral bearings.
6. In arduous environments it is recommended to use MDEU-2GD Series, which have dust seals, in order to prevent contamination. The maximum overrunning speed of 2GD Series is 80% of the standard MDEU Series.

Option



MDEU-2GD



Installation example